

Teaching Evaluations Summary

Statistical Decision Analysis	1
Prof. Nancy Qian, Fall 2021	1
“Devis is incredibly helpful in simplifying complex concepts into practical insights. Amazing.”	
Prof. Nancy Qian, Winter 2022	5
“Confidence is the first attribute that comes into mind. There were multiple times where our group would corner Devis with questions, and he would clearly and concisely answer them with no hesitation – he knows his material.”	
Prof. Nancy Qian, Winter 2023	9
“Devis did a great job explaining the questions visually and talking us through the interpretation of the data. He provided examples of what that means and had us practice. He was very patient with us on all the TA sessions. Great teacher!”	
Prof. Nancy Qian, Fall 2023	14
“Strengths: Listening, Patience, Rephrasing for clarity, extended & proactive availability”	
Prof. Nancy Qian, Winter 2024	19
“Devis was very responsive, had clear communication and was extremely knowledgeable in the subject. He was able to answer all our questions promptly and was even able to break down complex topics into smaller, more understandable pieces of information.”	
Introduction to Applied Econometrics	23
Prof. Richard Walker, Fall 2022	23
“Devis did a great job at covering the materials in great detail. He always stopped to help everyone with clarifying questions, and was also super helpful in office hours.”	
Economics of Developing Countries	29
Prof. Christopher Udry, Winter 2023	29
“Very fair and was able to explain concepts well and work with us to make sure we understood it. Great TA”	

TA Evaluation Summary for MECNX_434-0_129: Statistical Decision Analysis (Devis Decet)

Project Title: **EMBA Kellogg Online Teacher-Course Evaluation - Fall 2021**

Courses Audience: **67**
Responses Received: **47**
Response Ratio: **70.1%**

Subject Details

CRSE_ID	016630
Class Number:	20123
Subject:	Decision Sciences
Academic Term:	2021 Fall
First Name	Devis
Last Name	Decet
Email	DevisDecet2024@u.northwestern.edu
UNIQUE_NAME	Devis DECET (ddj0722)
EMPLID	3183235

Creation Date: **Thursday, December 16, 2021**

Northwestern University

Kellogg School of Management

Online Teacher-Course Evaluation

Interpretation guidelines

The value "6" represents "Strongly Agree" while the value "1" represents "Strongly Disagree". Keep in mind that students completing their course evaluations does not necessarily mean they answered each question. As a result, for some items, you may notice that the total number of responses is lower than it is for others. In these cases, the student decided to skip this question. Students also may have skipped the open-ended question, thus leaving you with fewer responses in this section.

Teaching Assistant	Course
Devis Decet	MECNX_434-0_129: Statistical Decision Analysis

TA QUESTIONS

Please rate the TA on the following criteria:

(Please note that TA related questions should only be answered if you interacted with the TA and can evaluate their performance)

1. The TA was able to answer the students' questions adequately.					2. The TA was well prepared for each session.				
Options	Score	Count	Percentage		Options	Score	Count	Percentage	
1-Very Low	1	0	0.0%		1-Very Low	1	0	0.0%	
2	2	0	0.0%		2	2	0	0.0%	
3	3	2	4.7%		3	3	0	0.0%	
4	4	2	4.7%		4	4	2	4.7%	
5	5	7	16.3%		5	5	5	11.6%	
6-Very high	6	32	74.4%		6-Very high	6	36	83.7%	
Statistics				Value	Statistics				Value
Response Count				43	Response Count				43
Mean				5.60	Mean				5.79
Median				6.00	Median				6.00
Standard Deviation				0.79	Standard Deviation				0.51
3. The TA communicated ideas in a clear manner.					4. The TA showed strong interest in teaching the course.				
Options	Score	Count	Percentage		Options	Score	Count	Percentage	
1-Very Low	1	0	0.0%		1-Very Low	1	0	0.0%	
2	2	0	0.0%		2	2	0	0.0%	
3	3	2	4.7%		3	3	0	0.0%	
4	4	2	4.7%		4	4	2	4.7%	
5	5	8	18.6%		5	5	6	14.0%	
6-Very high	6	31	72.1%		6-Very high	6	35	81.4%	
Statistics				Value	Statistics				Value
Response Count				43	Response Count				43
Mean				5.58	Mean				5.77
Median				6.00	Median				6.00
Standard Deviation				0.79	Standard Deviation				0.53

OPEN-ENDED QUESTIONS

What are the primary strengths and weaknesses of the teaching assistant?

Comments
I have not interacted much with Devis.
Grasp of the subject
Knowledgeable and helpful
Great attitude, very clear in his answers.
Devis was extremely knowledgeable, patient with our questions, and had a great ability to explain in many ways (if we weren't quite grasping one perspective).
Devis is incredibly helpful in simplifying complex concepts into practical insights. Amazing.
approachable, knowledgeable, helpful
Devis, is knowledgeable and his clear explanation helped us in formatting our understanding
he drilled down into the the reason for the answer versus concluding with the answer
Devis was not as clear as Kaman and Carlo. He has the knowledge but explaining it was not clear for students who had no statistics background.
Very accessible, prepared and good humor.
Would suggest he explores ways to effectively break down information better to students who are struggling. I found him to repeat the same answers to students questions, even when it was clear they weren't grasping the concept.
Great job, thank you
I did not have much interaction with Devis
Devis was very helpful and did well to explain the advanced concepts around understanding the incremental impact of certain variables when determining which were most important. I am grateful for his assistance.
Devis takes initiative to interact with us and help us out in terms of any questions and confusion. Devis is a great guy to work with. I am so glad to have him as our class TA.
Devis is very helpful and provides great support
Very knowledgeable. Patient and explains really well even when the same question is asked by different members multiple times.
Devis was strong as a TA. He has a good amount of experience and understanding of the core concepts.
Strength: Knowledge
Really appreciated Devis' input and advice.
Very knowledgeable and explained concepts very well in TA sessions.
Kaman was very helpful and took time to explain the concepts to us in the tutorial / office hours session and in class assignments
Outstanding. Very engaging. Well versed with statistical concepts and approachable. Will make an outstanding faculty member.
Devis and I had had very detailed discussion on some key concepts of stata and how does stata calculate things internally.

TA Evaluation Summary for MECNX_434-0_130: Statistical Decision Analysis (Devis Decet)

Project Title: **EMBA Kellogg Online Teacher-Course Evaluation - Winter 2022**

Courses Audience: **51**
Responses Received: **42**
Response Ratio: **82.4%**

Subject Details

CRSE_ID	016630
Class Number:	28019
Subject:	Decision Sciences
Academic Term:	2022 Wintr
First Name	Devis
Last Name	Decet
Email	DevisDecet2024@u.northwestern.edu
UNIQUE_NAME	Devis DECET (ddj0722)
EMPLID	3183235

Creation Date: **Wednesday, March 23, 2022**

Northwestern University

Kellogg School of Management

Online Teacher-Course Evaluation

Interpretation guidelines

The value "6" represents "Strongly Agree" while the value "1" represents "Strongly Disagree". Keep in mind that students completing their course evaluations does not necessarily mean they answered each question. As a result, for some items, you may notice that the total number of responses is lower than it is for others. In these cases, the student decided to skip this question. Students also may have skipped the open-ended question, thus leaving you with fewer responses in this section.

Teaching Assistant	Course
Devis Decet	MECNX_434-0_130: Statistical Decision Analysis

TA QUESTIONS

Please rate the TA on the following criteria:

(Please note that TA related questions should only be answered if you interacted with the TA and can evaluate their performance)

1. The TA was able to answer the students' questions adequately.					2. The TA was well prepared for each session.				
Options	Score	Count	Percentage		Options	Score	Count	Percentage	
1-Very Low	1	0	0.0%		1-Very Low	1	0	0.0%	
2	2	0	0.0%		2	2	0	0.0%	
3	3	2	4.9%		3	3	1	2.5%	
4	4	3	7.3%		4	4	3	7.5%	
5	5	9	22.0%		5	5	7	17.5%	
6-Very high	6	27	65.9%		6-Very high	6	29	72.5%	
Statistics				Value	Statistics				Value
Response Count				41	Response Count				40
Mean				5.49	Mean				5.60
Median				6.00	Median				6.00
Standard Deviation				0.84	Standard Deviation				0.74
3. The TA communicated ideas in a clear manner.					4. The TA showed strong interest in teaching the course.				
Options	Score	Count	Percentage		Options	Score	Count	Percentage	
1-Very Low	1	0	0.0%		1-Very Low	1	0	0.0%	
2	2	0	0.0%		2	2	0	0.0%	
3	3	1	2.5%		3	3	1	2.5%	
4	4	3	7.5%		4	4	3	7.5%	
5	5	9	22.5%		5	5	6	15.0%	
6-Very high	6	27	67.5%		6-Very high	6	30	75.0%	
Statistics				Value	Statistics				Value
Response Count				40	Response Count				40
Mean				5.55	Mean				5.63
Median				6.00	Median				6.00
Standard Deviation				0.75	Standard Deviation				0.74

OPEN-ENDED QUESTIONS

What are the primary strengths and weaknesses of the teaching assistant?

Comments
Very helpful and patiently answers all the questions
he is so confident and friendly
Confidence is the first attribute that comes into mind. There were multiple times where our group would corner Devis with questions, and he would clearly and concisely answer them with no hesitation – he knows his material.
We had a very strong personality in our study group. It was difficult to discern the correct answers between what Devis was trying to tell us and our team member. He tried to explain in several different ways but it there wasn't always a clear conclusion of the direction we should go in as a group.
Coding master.
Devis is thorough and helps navigate the assignments well.
Strengths – Teaching students with patience, explaining twice with more examples Weakness – Improve communication
He was very patient and spent time explaining concepts to us until we understood.
Strengths: Very supportive & patient!
I did not work with Devis, unfortunately! However, others said he was very knowledgeable on the subject matter.
Didn't work with Devis very much, was knowledge when needed
Very helpful
Devis was great at simplifying the content so we could understand it easier
Very patient
Very nice support to the group and helpful guidance on problems from the lecture content.
TA was really great in solving and answering doubts around articulating numbers to statements

TA Evaluation Summary for MECNX_434-0_134: Statistical Decision Analysis (Devis Decet)

Project Title: **EMBA Kellogg Online Teacher-Course Evaluation - Winter 2023**

Courses Audience: **62**
Responses Received: **58**
Response Ratio: **93.5%**

Subject Details

CRSE_ID	016630
Class Number:	28312
Subject:	Decision Sciences
Academic Term:	2023 Wintr
First Name	Devis
Last Name	Decet
Email	DevisDecet2024@u.northwestern.edu
UNIQUE_NAME	Devis DECET (ddj0722)
EMPLID	3183235

Northwestern University

Kellogg School of Management

Online Teacher-Course Evaluation

Interpretation guidelines

The value "6" represents "Strongly Agree" while the value "1" represents "Strongly Disagree". Keep in mind that students completing their course evaluations does not necessarily mean they answered each question. As a result, for some items, you may notice that the total number of responses is lower than it is for others. In these cases, the student decided to skip this question. Students also may have skipped the open-ended question, thus leaving you with fewer responses in this section.

Teaching Assistant	Course
Devis Decet	MECNX_434-0_134: Statistical Decision Analysis

TA QUESTIONS

Please rate the TA on the following criteria:

(Please note that TA related questions should only be answered if you interacted with the TA and can evaluate their performance)

1. The TA was able to answer the students' questions adequately.					2. The TA was well prepared for each session.				
Options	Score	Count	Percentage		Options	Score	Count	Percentage	
1-Very Low	1	0	0.0%		1-Very Low	1	0	0.0%	
2	2	0	0.0%		2	2	0	0.0%	
3	3	0	0.0%		3	3	0	0.0%	
4	4	1	1.8%		4	4	1	1.9%	
5	5	10	18.2%		5	5	8	15.4%	
6-Very high	6	44	80.0%		6-Very high	6	43	82.7%	
Statistics	Value				Statistics	Value			
Response Count	55				Response Count	52			
Mean	5.78				Mean	5.81			
Median	6.00				Median	6.00			
Standard Deviation	0.46				Standard Deviation	0.44			
3. The TA communicated ideas in a clear manner.					4. The TA showed strong interest in teaching the course.				
Options	Score	Count	Percentage		Options	Score	Count	Percentage	
1-Very Low	1	0	0.0%		1-Very Low	1	0	0.0%	
2	2	0	0.0%		2	2	0	0.0%	
3	3	0	0.0%		3	3	0	0.0%	
4	4	2	3.9%		4	4	1	1.9%	
5	5	8	15.7%		5	5	9	17.3%	
6-Very high	6	41	80.4%		6-Very high	6	42	80.8%	
Statistics	Value				Statistics	Value			
Response Count	51				Response Count	52			
Mean	5.76				Mean	5.79			
Median	6.00				Median	6.00			
Standard Deviation	0.51				Standard Deviation	0.46			

OPEN-ENDED QUESTIONS

What are the primary strengths and weaknesses of the teaching assistant?

Comments
Just excellent! I cannot tell any weaknesses.
Clear and simple explanation of technical concepts
Great comments in review—very thorough and helpful to understand material
Devis was a valued resource throughout the entire course. No weaknesses IMO
My time with Devis was limited, but he did a fantastic job when he was able to help us.
Thorough and able to take complex concepts and apply to real world context.
Devis is awesome!
Good at explaining things in a simple way
Patience, always open to help and High communication skills.
Well prepared and knowledgeable. Helped provide explanations to questions throughout the course.
Very technical and knowledgeable, use of graphics might help
The TA's did a great job making themselves available outside of class, clearly answering questions, and providing guidance. I was very impressed with their ability to articulate the complex points and help our team through any questions we had, they all did an incredible job, thank you!
Devis was patient and gave us an understanding of statistics in a practical sense. Thank you, Devis!! Class was a pleasure.
Devis was patient to answer questions, explain concepts, and confirm when we were on the right track and push us to the next concept. Also, he was great at putting the concepts into situations and explanations into real world examples that I was able to understand. He knew his stuff cold. He did not need to review or need context. He knew it.
Great Job!
Very clear on providing insight on key learnings;
Devis is very knowledgeable and explains things very clearly and patiently.
Did not had a chance to interact with Devis
very helpful stopped by our group the most and showed real expertise, passion and eagerness to help.
Very patient, available and knowledgeable
Devis clearly explained difficult concepts and responded quickly and effectively via email. He was very patient and helpful. I saw no weakness.
Showed great knowledge of the materials, was able to relate it to someone who didn't know states, was funny and provided a great Office Hour session
Devis was very thorough and extremely helpful. Responses were very quick and knowledgeable. Devis was extremely patient and understanding that a lot of people only started doing stats for the first time. The professionalism and flexibility from Devis and the other TAs was second to none.
Devis was a wonderful TA for this course. He was able to answer all questions during breakout sessions and helped us understand the material at a greater level. His demeanor was very approachable and helpful.
didn't interact much with
Devis did a great job explaining the questions visually and talking us through the interpretation of the data. He provided examples of what that means and had us practice. He was very patient with us on all the TA sessions. Great teacher!
Devis was extremely responsive and helpful to our group's need for assistance. He listened well and answered all questions, even helping us explore statistical questions beyond the scope of the assignment.
No weaknesses — he was patient and thoughtful in answering all of our questions. He was fantastic and also inserted humor in to help with our understanding of the material. No weaknesses.
Devis was really clear on his communications and also very patient during the discussions.
Devis was helpful to teach groups the concepts which are new to us as students. He was great to have including the TA sessions to clear up student questions. Available for students whenever we needed any help.
Simplify complex concepts and help us understand the gaps in our thinking

TA Evaluation Summary for MECNX_434-0_134: Statistical Decision Analysis (Devis Decet)

Comments
Very dedicated, knowledgeable and extremely helpful, his explanations and patience made the individual assignment very "achievable". He explained the concept very well, knew how to guide us to the right conclusion.
Devis was very instructive throughout the course. He had a unique ability to teach difficult, complex subjects in an effective manner.
Devis' office hours were so critical to my individual assignment – I was totally stuck – but Devis patiently explained all of the concepts that were eluding me.
Devis has a lot of patience and is very good at explaining the concepts to us. NO weaknesses.
He is very polite and knowledgeable.
Devis was willing to go above and beyond and attend our study group meeting to help our group learn the concepts.
Excellent. Spent a bunch of time and willing to walk through any questions as needed. Would definitely want to work with this TA again. Potential weaknesses is clarity at times due to all the excellent knowledge!
Very helpful in our breakout groups and helped us outside of class
Devis advised my study group on one of the in-class assignments. He was able to quickly clarify our confusion and set us on the right course, and was extremely helpful and patient with answering the questions we all had

TA Evaluation Summary for MECNX_434-0_137: Statistical Decision Analysis (Devis Decet)

Project Title: **EMBA Kellogg Online Teacher-Course Evaluation - Fall 2023**

Courses Audience: **73**
Responses Received: **69**
Response Ratio: **94.5%**

Subject Details

CRSE_ID	016630
Class Number:	18730
Subject:	Decision Sciences
Academic Term:	2023 Fall
First Name	Devis
Last Name	Decet
Email	DevisDecet2024@u.northwestern.edu
UNIQUE_NAME	Devis DECET (ddj0722)
EMPLID	3183235

Creation Date: **Thursday, December 21, 2023**

Northwestern University

Kellogg School of Management

Online Teacher-Course Evaluation

Interpretation guidelines

The value "6" represents "Strongly Agree" while the value "1" represents "Strongly Disagree". Keep in mind that students completing their course evaluations does not necessarily mean they answered each question. As a result, for some items, you may notice that the total number of responses is lower than it is for others. In these cases, the student decided to skip this question. Students also may have skipped the open-ended question, thus leaving you with fewer responses in this section.

Teaching Assistant	Course
Devis Decet	MECNX_434-0_137: Statistical Decision Analysis

TA QUESTIONS

Please rate the TA on the following criteria:

(Please note that TA related questions should only be answered if you interacted with the TA and can evaluate their performance)

1. The TA was able to answer the students' questions adequately.					2. The TA was well prepared for each session.				
Options	Score	Count	Percentage		Options	Score	Count	Percentage	
1-Very Low	1	0	0.0%		1-Very Low	1	0	0.0%	
2	2	0	0.0%		2	2	0	0.0%	
3	3	0	0.0%		3	3	0	0.0%	
4	4	2	2.9%		4	4	2	2.9%	
5	5	11	15.9%		5	5	11	15.9%	
6-Very high	6	56	81.2%		6-Very high	6	56	81.2%	
Statistics				Value	Statistics				Value
Response Count				69	Response Count				69
Mean				5.78	Mean				5.78
Median				6.00	Median				6.00
Standard Deviation				0.48	Standard Deviation				0.48
3. The TA communicated ideas in a clear manner.					4. The TA showed strong interest in teaching the course.				
Options	Score	Count	Percentage		Options	Score	Count	Percentage	
1-Very Low	1	0	0.0%		1-Very Low	1	0	0.0%	
2	2	0	0.0%		2	2	0	0.0%	
3	3	1	1.4%		3	3	0	0.0%	
4	4	2	2.9%		4	4	1	1.5%	
5	5	9	13.0%		5	5	9	13.2%	
6-Very high	6	57	82.6%		6-Very high	6	58	85.3%	
Statistics				Value	Statistics				Value
Response Count				69	Response Count				68
Mean				5.77	Mean				5.84
Median				6.00	Median				6.00
Standard Deviation				0.57	Standard Deviation				0.41

OPEN-ENDED QUESTIONS

What are the primary strengths and weaknesses of the teaching assistant?

Comments
Always willing to help, very approachable
Excellent TAs for this course
Always available and helpful
Super sharp always patient and ready to help out. Super knowledgeable
eagerness to help
Super knowledgeable and nerd.
.
Very approachable and helpful No perceivable weaknesses
All TAs were extremely helpful in understanding Stata, the material, and drawing out questions from our group.
Very patient, very smart
Strength: they answered the questions asked. Weakness: direct the question back to the assignment by providing more guidance.
Devis is very prompt and super helpful.
I didn't have a lot of interaction with Devis, but watched his zoom videos for study sessions which I found helpful!
AVailability and Response Time
He can explain well and is very determined.
Very clear and interested in the topic
Subject matter expert
None, Devis is awesome!
Patient but unable to explain the truth background for those that needed more of the "why".
Strength: in-depth knowledge
Devis was clear in his responses and very helpful.
nothing
Very accessible and helpful in explaining complex topics
Strength: Ability to clearly communicate difficult concepts. Weakness: None.
Always responsive and willing to help
Very well prepared and courtesy
He was very patient and really tried for us to understand the concepts.
He was good.
Really good at explaining and helping work through the step by step thought process for things
Strengths: Listening, Patience, Rephrasing for clarity, extended & proactive availability
He knows what he is talking about
Great help and added patient explanations
Devis was engaged and very knowledgeable, which that perhaps would have talked to him more.
He was always available. Extremely competent. Worked well under extreme crosstalk in the study rooms. Fantastic addition to the curriculum.
Clear communication and ability to put intricate concepts in simple terms
Excellent command of the material.. Devis was very accessible and willing to review/instruct on the concepts. Great job!
Excellent at understanding and explaining the questions and our thinking toward the answer
Helpful, I liked the way he made us practice
Devis was generous with his time, attentive to study groups during breakout assignments, and very clear with his explanations. His

TA Evaluation Summary for MECNX_434-0_137: Statistical Decision Analysis (Devis Decet)

Comments
enthusiasm and engagement with us was great.
Well balanced communicator and SME, patient!
Very open to help
Willingness to help after hours. This definitely helped me personally as my stat knowledge was less than adequate.
Each of the TAs showed a willingness to help the students throughout the course. This was very beneficial.
Explained the concepts very clearly and patiently and in layman terms. Very helpful and went out of the way to help us. Appreciate all the hardwork!
Availability of for all of the TAs was amazing. Devis demonstrated a clear acumen for the subject. Able to simply explain complicated concepts.
Nothing to suggest, Devis provided always very clear explanations and was always very supportive. Great job!
We received very clear instructions on how to interpret the group problems the A was very helpful in guiding us when we had technical and conceptual questions
.
Really helped us working through the regression models

TA Evaluation Summary for MECNX_434-0_138: Statistical Decision Analysis (Devis Decet)

Project Title: **EMBA Kellogg Online Teacher-Course Evaluation - Winter 2024**

Courses Audience: **63**
Responses Received: **17**
Response Ratio: **27.0%**

Subject Details

CRSE_ID	016630
Class Number:	28122
Subject:	Decision Sciences
Academic Term:	2024 Wintr
First Name	Devis
Last Name	Decet
Email	DevisDecet2024@u.northwestern.edu
UNIQUE_NAME	Devis DECET (ddj0722)
EMPLID	3183235

Northwestern University

Kellogg School of Management

Online Teacher-Course Evaluation

Interpretation guidelines

The value "6" represents "Strongly Agree" while the value "1" represents "Strongly Disagree". Keep in mind that students completing their course evaluations does not necessarily mean they answered each question. As a result, for some items, you may notice that the total number of responses is lower than it is for others. In these cases, the student decided to skip this question. Students also may have skipped the open-ended question, thus leaving you with fewer responses in this section.

Teaching Assistant	Course
Devis Decet	MECNX_434-0_138: Statistical Decision Analysis

TA QUESTIONS

Please rate the TA on the following criteria:

(Please note that TA related questions should only be answered if you interacted with the TA and can evaluate their performance)

1. The TA was able to answer the students' questions adequately.					2. The TA was well prepared for each session.				
Options	Score	Count	Percentage		Options	Score	Count	Percentage	
1-Very Low	1	0	0.0%		1-Very Low	1	0	0.0%	
2	2	0	0.0%		2	2	0	0.0%	
3	3	0	0.0%		3	3	0	0.0%	
4	4	0	0.0%		4	4	0	0.0%	
5	5	1	5.9%		5	5	0	0.0%	
6-Very high	6	16	94.1%		6-Very high	6	17	100.0%	
Statistics				Value	Statistics				Value
Response Count				17	Response Count				17
Mean				5.94	Mean				6.00
Median				6.00	Median				6.00
Standard Deviation				0.24	Standard Deviation				0.00
3. The TA communicated ideas in a clear manner.					4. The TA showed strong interest in teaching the course.				
Options	Score	Count	Percentage		Options	Score	Count	Percentage	
1-Very Low	1	0	0.0%		1-Very Low	1	0	0.0%	
2	2	0	0.0%		2	2	0	0.0%	
3	3	0	0.0%		3	3	0	0.0%	
4	4	0	0.0%		4	4	0	0.0%	
5	5	1	5.9%		5	5	1	5.9%	
6-Very high	6	16	94.1%		6-Very high	6	16	94.1%	
Statistics				Value	Statistics				Value
Response Count				17	Response Count				17
Mean				5.94	Mean				5.94
Median				6.00	Median				6.00
Standard Deviation				0.24	Standard Deviation				0.24

OPEN-ENDED QUESTIONS

What are the primary strengths and weaknesses of the teaching assistant?

Comments
No weakness – was always extremely helpful when our group had questions
Devis was so quick to support students, especially during the in-class breakouts. He was able to breakdown questions we were asking into easily-understandable explanations and left our group feeling more clear on how to work our way through a problem. He also offered really helpful insights as to how we may think about alternative variables that could influence our thinking, which helped to guide our team in the way we approached our assignments.
He's great. He was able to break down questions for us.
Strengths – clarity in explanations; concise instruction; helpful; availability; patient; sense of humor No weaknesses to address based on interactions
Ability to reframe the questions and learnings in a way that connected the dots in Professor Qian's lecture material.
Very knowledgeable, great listener, and did a wonderful job conveying complicated statistical concepts to business students.
Devis was dedicated to our success and took the time to answer everyone's questions and check in. He is not only extremely knowledgeable, but also communicates difficult concepts well.
Devis was always very helpful. He listened well, was patient and kind, and explained the concepts in a way that made sense for what we were learning. We appreciate his leadership and the office hours he led.
Devis was very responsive, had clear communication and was extremely knowledgeable in the subject. He was able to answer all our questions promptly and was even able to break down complex topics into smaller, more understandable pieces of information.
Strengths: Very available, friendly and helpful throughout the course. Always encouraging and pleasant. No weaknesses that I could see.
While I did not spend a lot of time with this TA, his answers were already very straight forward and easy to understand. He was clearly engaged and very encouraging when we asked questions. He also did an amazing job in the office hours sessions I attended. There was a wide range of abilities in that session and he did a great job and not only teaching to those on the lower end, but kept the session moving and not getting bogged down where he wasn't able to answer higher level questions from other students.

Copy of Individual Report for ECON_281-0_20: Intro to Applied Econometrics (Devis Decet)

Project Title: **Course and Teacher Evaluations CTEC Fall 2022**

Courses Audience: **75**

Responses Received: **53**

Response Ratio: **70.7%**

Report Comments

Course and Teacher Evaluations are intended solely for the use of faculty, staff and students of Northwestern University. Any reproduction, republication or redistribution of this site's content is prohibited without the express permission of Northwestern University.

For more information about CTEC Guidelines, please visit our website: <https://www.northwestern.edu/ctec/guidelines>

Creation Date: **Tuesday, December 20, 2022**

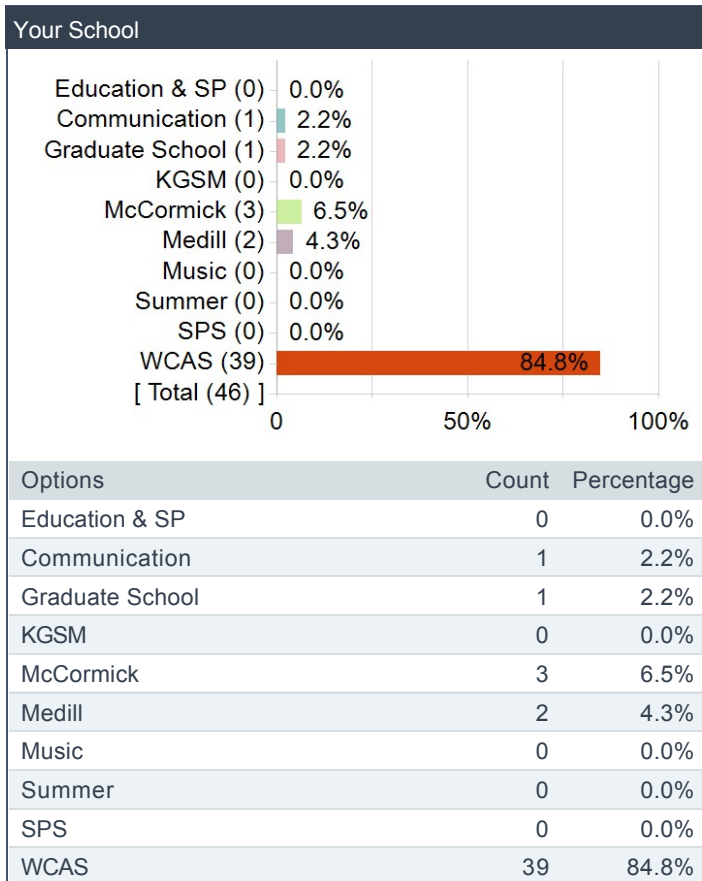
Northwestern University

Course Evaluations

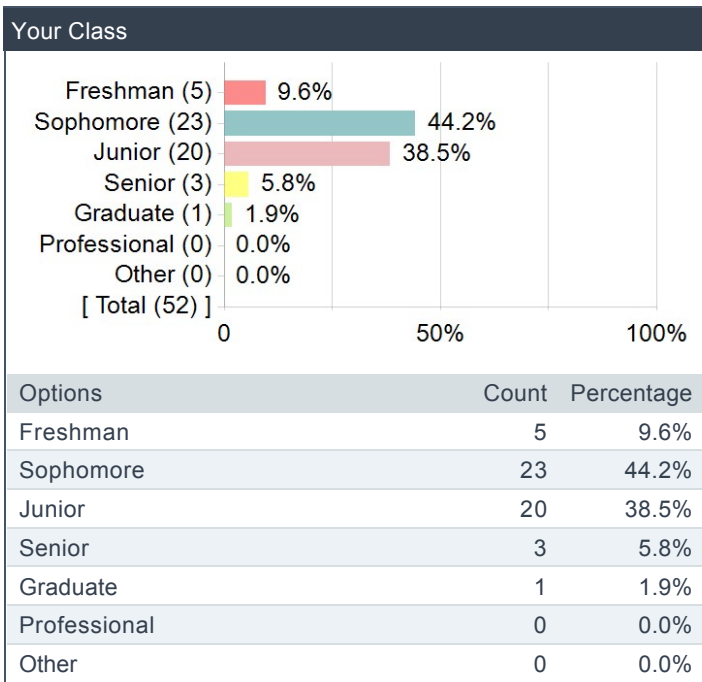
Teaching Assistant	Course
Devis Decet	ECON_281-0_20: Intro to Applied Econometrics

DEMOGRAPHICS

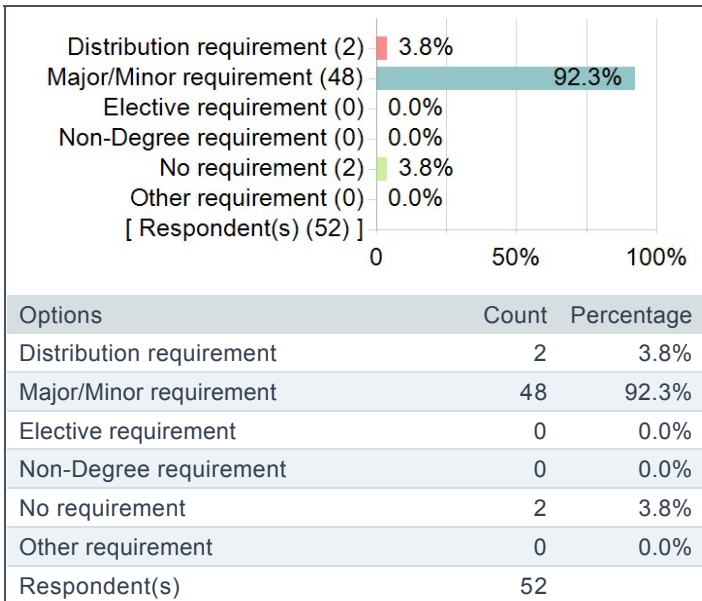
Your School



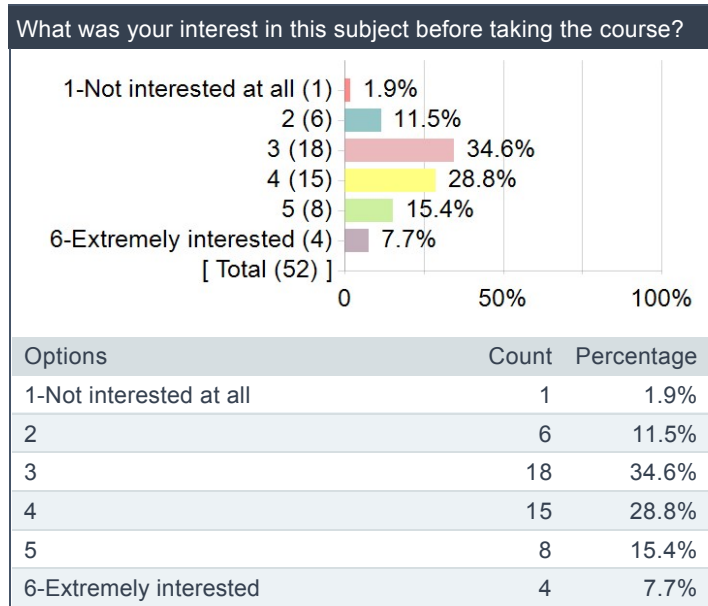
Your Class



What is your reason for taking the course? (mark all that apply)

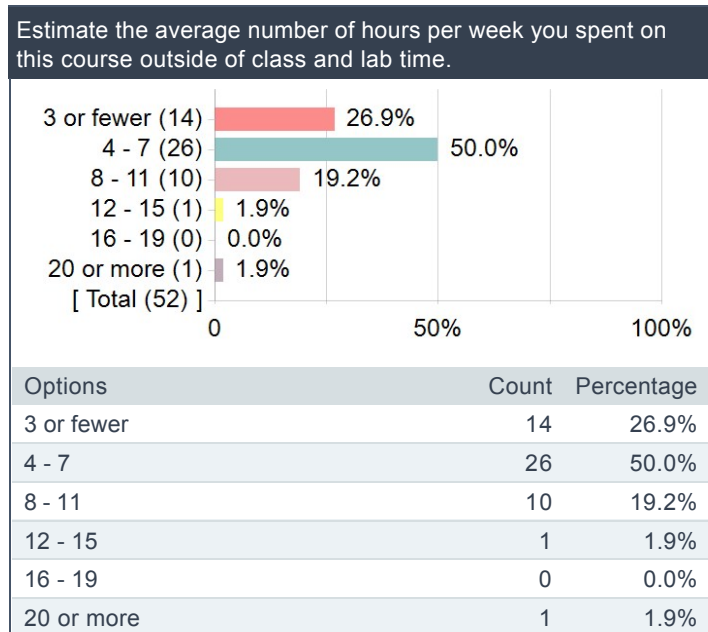


What was your interest in this subject before taking the course?



TIME-SURVEY QUESTION

Estimate the average number of hours per week you spent on this course outside of class and lab time.



TA QUESTIONS

Please rate the TA on the following criteria:

1. The TA was able to answer the students' questions adequately.					2. The TA was well prepared for each session.				
Options	Score	Count	Percentage		Options	Score	Count	Percentage	
1-Very Low	1	0	0.0%		1-Very Low	1	0	0.0%	
2	2	1	4.8%		2	2	1	4.8%	
3	3	1	4.8%		3	3	0	0.0%	
4	4	2	9.5%		4	4	3	14.3%	
5	5	8	38.1%		5	5	5	23.8%	
6-Very High	6	9	42.9%		6-Very High	6	12	57.1%	
Statistics	Value				Statistics	Value			
Response Count	21				Response Count	21			
Mean	5.10				Mean	5.29			
Median	5.00				Median	6.00			
Standard Deviation	1.09				Standard Deviation	1.06			
3. The TA communicated ideas in a clear manner.					4. The TA showed strong interest in teaching the course.				
Options	Score	Count	Percentage		Options	Score	Count	Percentage	
1-Very Low	1	0	0.0%		1-Very Low	1	0	0.0%	
2	2	2	9.5%		2	2	1	4.8%	
3	3	0	0.0%		3	3	0	0.0%	
4	4	3	14.3%		4	4	0	0.0%	
5	5	7	33.3%		5	5	12	57.1%	
6-Very High	6	9	42.9%		6-Very High	6	8	38.1%	
Statistics	Value				Statistics	Value			
Response Count	21				Response Count	21			
Mean	5.00				Mean	5.24			
Median	5.00				Median	5.00			
Standard Deviation	1.22				Standard Deviation	0.89			

OPEN-ENDED QUESTIONS

What are the primary strengths and weaknesses of the teaching assistant?

Comments
This TA did a really good job of explaining all of the topics and making sure that we understood and was always very prepared for class.
Devis did a great job at covering the materials in great detail. He always stopped to help everyone with clarifying questions, and was also super helpful in office hours.
discussion sections were sometimes hard to follow
Devis could make class material confusing at times, but he always did his best to help students
He would answer the questions in new ways until the student understood. Sometimes couldn't answer
He instructed and directed the discussion section very well, although I think he would sometimes not understand or "mis-answer" our questions.
Devis was so good at explaining problems! One of the best TAs I've had in econ
To be honest I didn't even know my TA's name, so maybe communicate that a little better LOL. Otherwise I thought he did well.

Individual Report for ECON_327-0_20: Economic Development in Africa (Devis Decet)

Project Title: **Course and Teacher Evaluations CTEC Winter 2023**

Courses Audience: **24**
Responses Received: **17**
Response Ratio: **70.8%**

Report Comments

Course and Teacher Evaluations are intended solely for the use of faculty, staff and students of Northwestern University. Any reproduction, republication or redistribution of this site's content is prohibited without the express permission of Northwestern University.

For more information about CTEC Guidelines, please visit our website: <https://www.northwestern.edu/ctec/guidelines>

Creation Date: **Thursday, April 13, 2023**

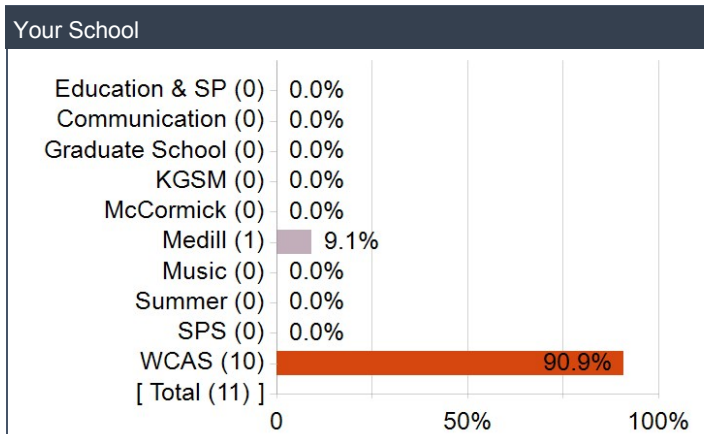
Northwestern University

Course Evaluations

Teaching Assistant	Course
Devis Decet	ECON_327-0_20: Economic Development in Africa

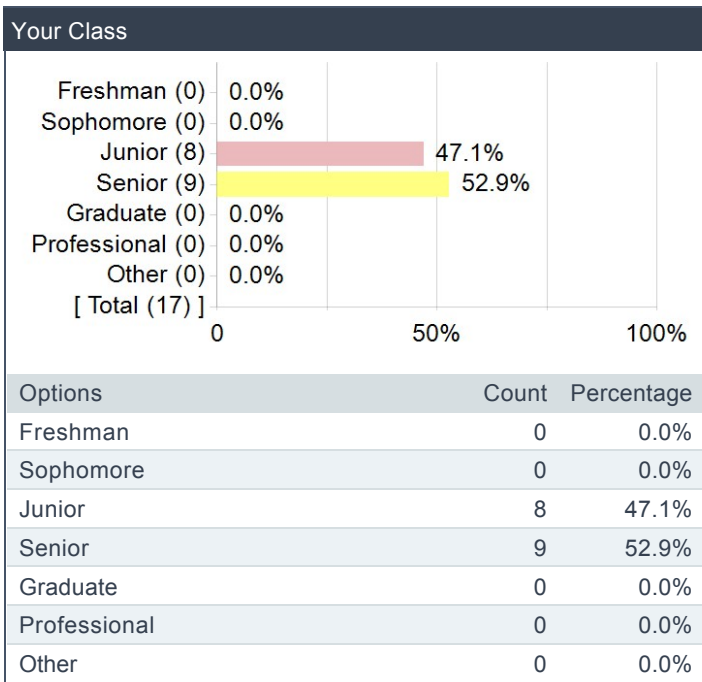
DEMOGRAPHICS

Your School

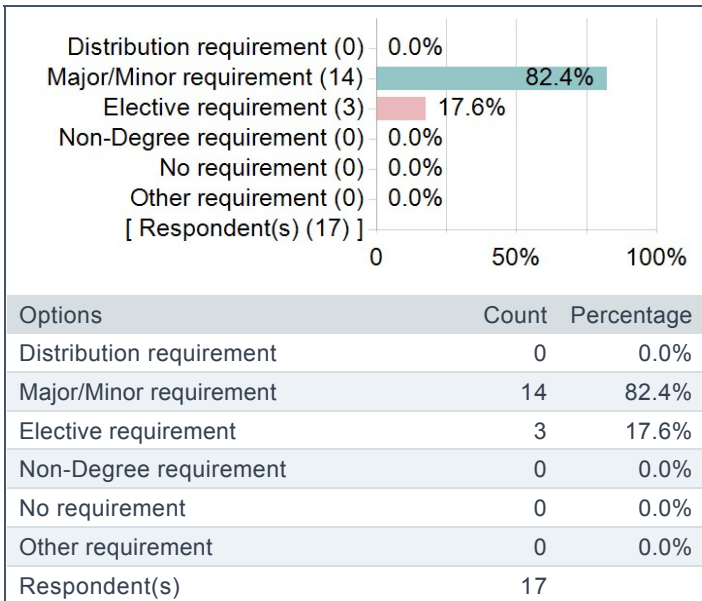


Options	Count	Percentage
Education & SP	0	0.0%
Communication	0	0.0%
Graduate School	0	0.0%
KGSM	0	0.0%
McCormick	0	0.0%
Medill	1	9.1%
Music	0	0.0%
Summer	0	0.0%
SPS	0	0.0%
WCAS	10	90.9%

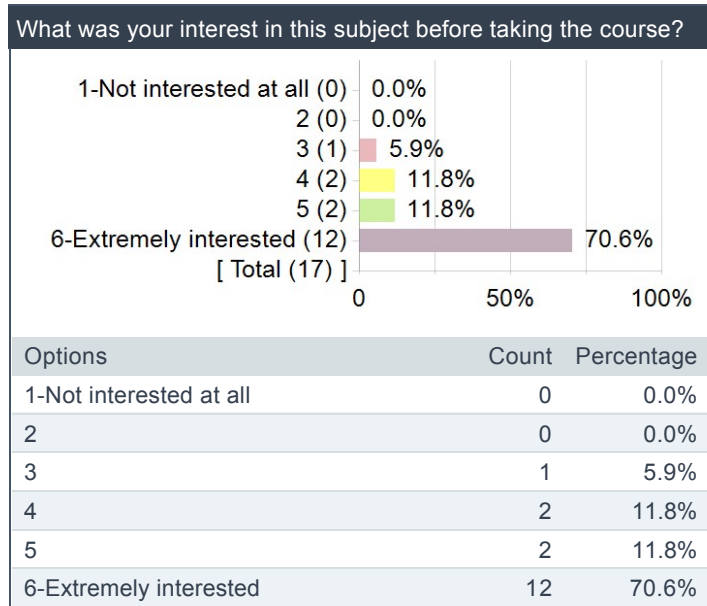
Your Class



What is your reason for taking the course? (mark all that apply)

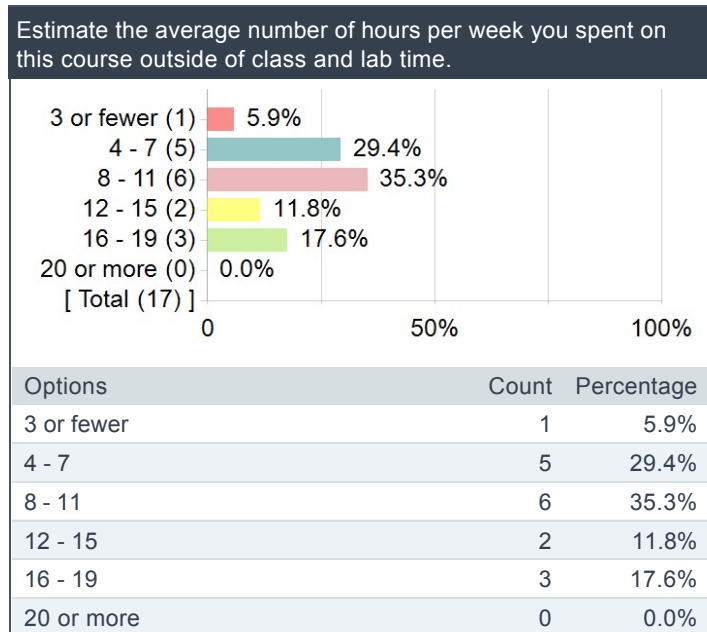


What was your interest in this subject before taking the course?



TIME-SURVEY QUESTION

Estimate the average number of hours per week you spent on this course outside of class and lab time.



TA QUESTIONS

Please rate the TA on the following criteria:

1. The TA was able to answer the students' questions adequately.					2. The TA was well prepared for each session.				
Options	Score	Count	Percentage		Options	Score	Count	Percentage	
1-Very Low	1	0	0.0%		1-Very Low	1	0	0.0%	
2	2	0	0.0%		2	2	0	0.0%	
3	3	1	7.7%		3	3	0	0.0%	
4	4	0	0.0%		4	4	2	15.4%	
5	5	3	23.1%		5	5	2	15.4%	
6-Very High	6	9	69.2%		6-Very High	6	9	69.2%	
Statistics	Value				Statistics	Value			
Response Count	13				Response Count	13			
Mean	5.54				Mean	5.54			
Median	6.00				Median	6.00			
Standard Deviation	0.88				Standard Deviation	0.78			
3. The TA communicated ideas in a clear manner.					4. The TA showed strong interest in teaching the course.				
Options	Score	Count	Percentage		Options	Score	Count	Percentage	
1-Very Low	1	0	0.0%		1-Very Low	1	0	0.0%	
2	2	0	0.0%		2	2	0	0.0%	
3	3	0	0.0%		3	3	1	7.7%	
4	4	1	7.7%		4	4	0	0.0%	
5	5	3	23.1%		5	5	4	30.8%	
6-Very High	6	9	69.2%		6-Very High	6	8	61.5%	
Statistics	Value				Statistics	Value			
Response Count	13				Response Count	13			
Mean	5.62				Mean	5.46			
Median	6.00				Median	6.00			
Standard Deviation	0.65				Standard Deviation	0.88			

OPEN-ENDED QUESTIONS

What are the primary strengths and weaknesses of the teaching assistant?

Comments
The TA was very helpful in office hours and very accessible throughout the week. A really great TA.
Devis was great at answering stata questions!
GOAT
Very fair and was able to explain concepts well and work with us to make sure we understood it. Great TA
So communicative, always answered questions and emails very quickly.
The only weakness was that the weekly projects did not have much comments with the grades so it was kind of hard to understand why we lost points and how to do better.